

Scaled data based on original data using
LM-79-08 Approved Method: Electrical and Photometric Measurements of Solid-
State Lighting Products

Test Report Prepared for
Cooper Lighting Solutions
(formerly Eaton)

Brand: McGRAW-EDISON

Report Number: P385936

Luminaire Tested: **GWC-SA1C-740-U-SL2-HSS**

Issue Date: 3/3/2020

Test Information

Test Method: LM-79-08
Report Number: P385936
TEST IS SCALED FROM IESNA LM-79-08 TEST DATA (G2-1903-205-21)
Test Lab: INNOVATION CENTER
Issue Date: 3/3/2020
Manufacturer: COOPER LIGHTING SOLUTIONS (FORMERLY EATON)
Product Line: MCGRAW-EDISON
Catalog Number: GWC-SA1C-740-U-SL2-HSS
Description: GALLEON WALL LUMINAIRE
(1) 70 CRI, 4000K, 1050mA LIGHTSQUARE WITH 16 LEDS AND TYPE II SPILL
LIGHT ELIMINATOR OPTICS WITH HOUSE SIDE SHIELD
Light Source: -
Ballast/Driver: ELECTRONIC DRIVER

Summary

Lumens per Lamp: N/A
Luminaire Lumens: 6256 lumens
Efficiency: N/A
Efficacy: 106.0 lumens/watt
Luminous Opening: Rectangular (W 0.5' x L: 0.5' x H: 0')
IES Classification: Type III - Medium
BUG Rating: B1 - U0 - G2

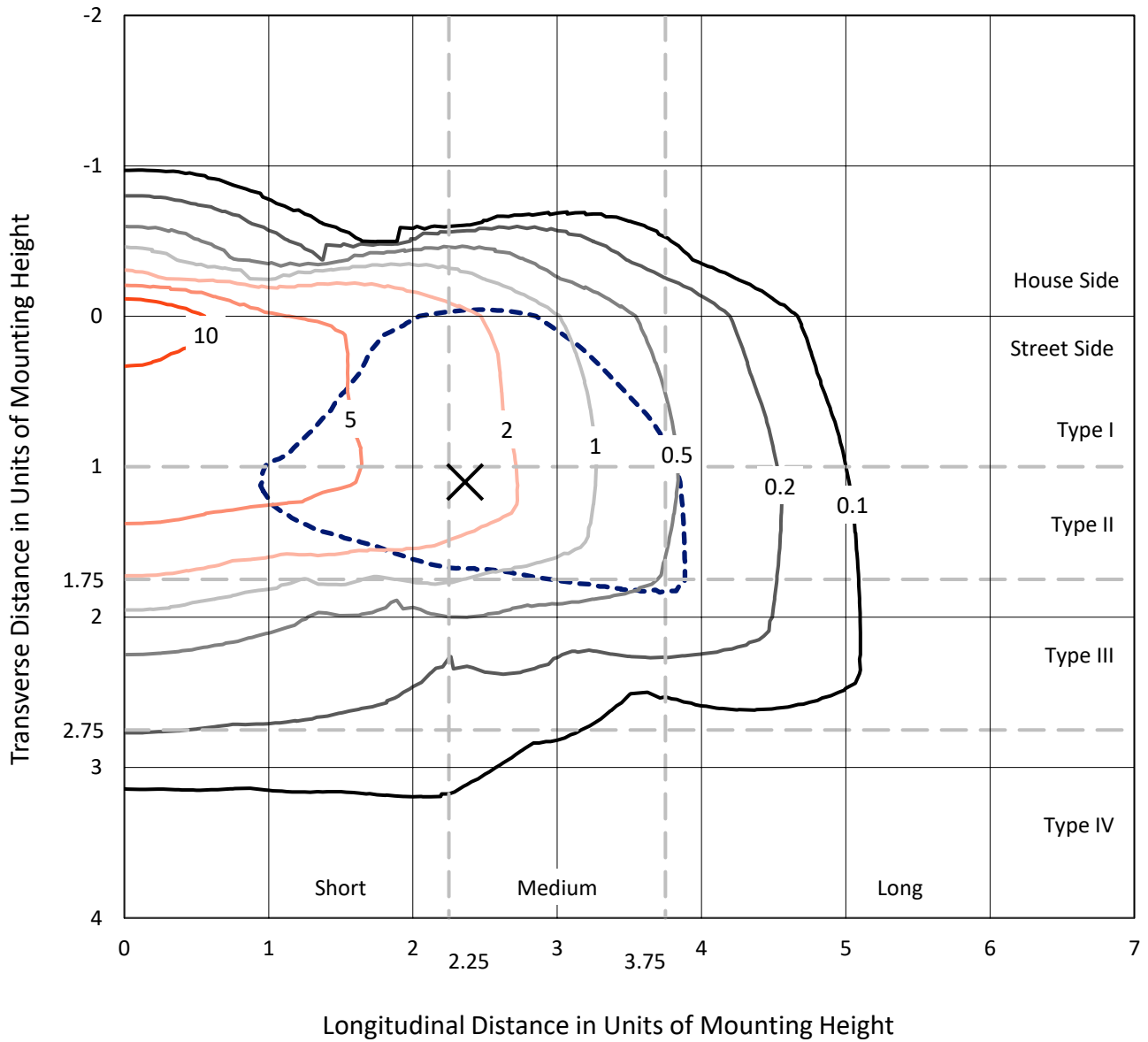
Input Watts (W): 59
Input Voltage (V): NR
Input Current (Ain): NR
Voltage Rise (V): NR
Power Factor: NR
Total Harmonic Distortion (THDi): NR
Frequency (hertz): 60
Stabilization Time: NR
Operation Time: NR
Ambient Temperature (°C): NR
Test Distance: 24 FT



REPORT NUMBER: P385936
 CATALOG NUMBER: GWC-SA1C-740-U-SL2-HSS

Iso-Footcandle Lines of Horizontal Illumination

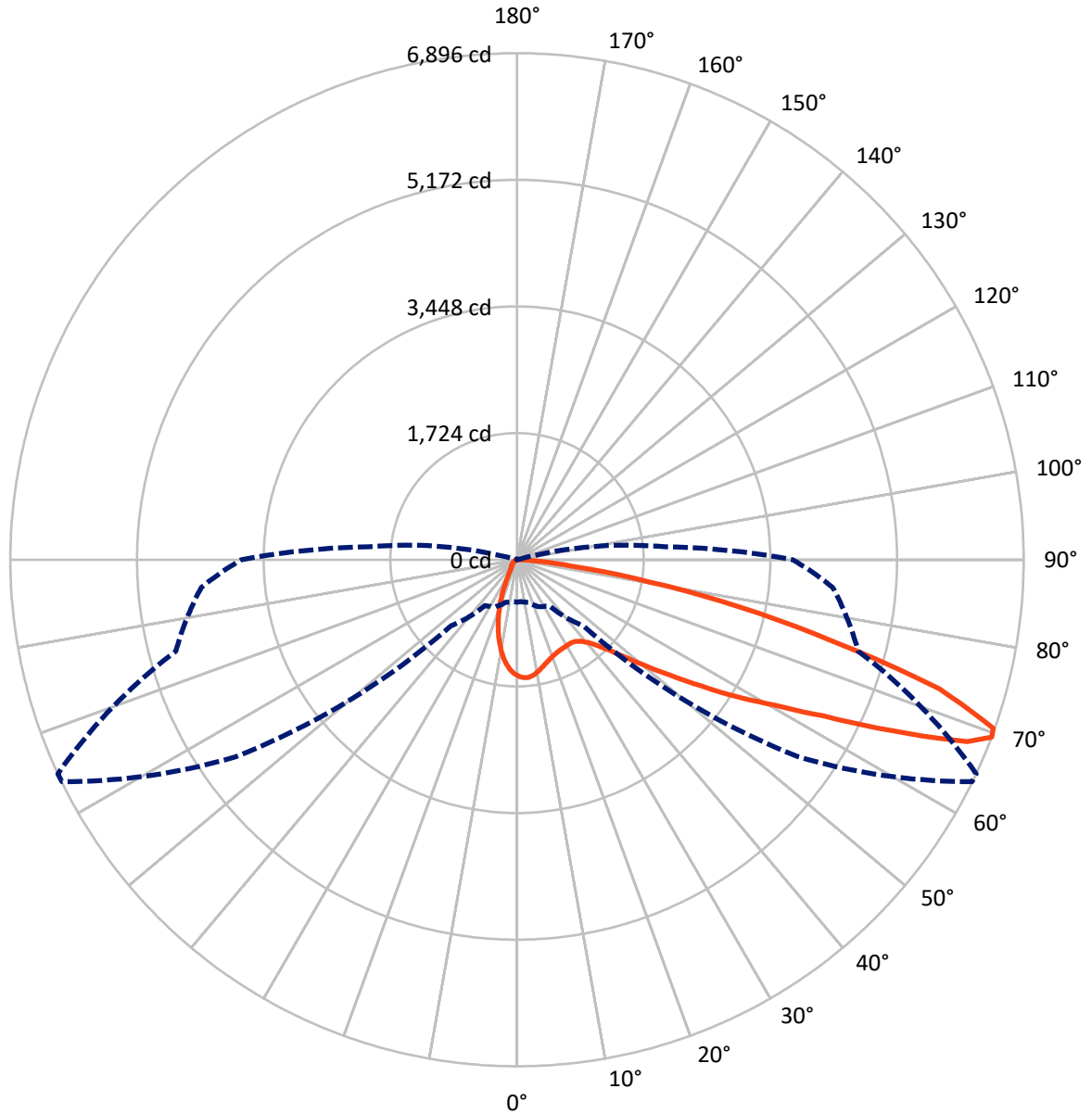
✕ Max cd
 - - - 1/2 Max cd



Based on 10 foot mounting height. Maximum calculated value = 15.8 fc
 Type III - Medium - N/A

REPORT NUMBER: P385936
CATALOG NUMBER: GWC-SA1C-740-U-SL2-HSS

Luminous Intensity Polar Plot



— Vertical Plane Through 65-Deg Lateral - - - Horizontal Cone Through 69-Deg Vertical

REPORT NUMBER: P385936

CATALOG NUMBER: GWC-SA1C-740-U-SL2-HSS

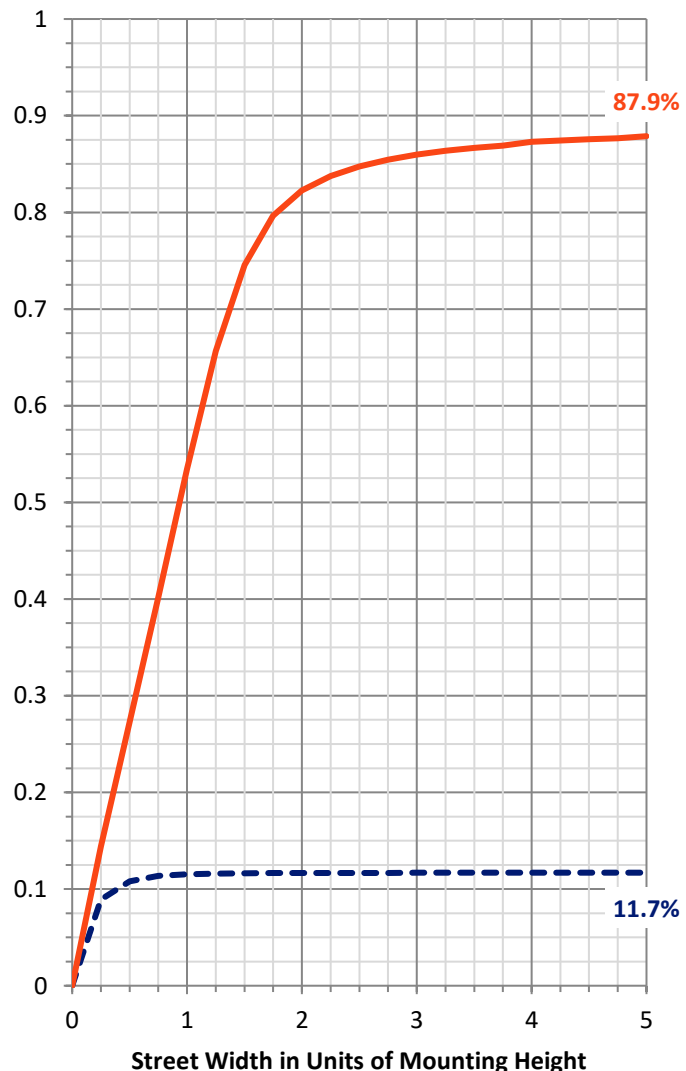
FLUX DISTRIBUTION:

		Downward	Upward	Total
House Side	Lumens	737.4	0.0	737.4
	% Fixture	11.8	0.0	11.8
Street Side	Lumens	5518.6	0.0	5518.6
	% Fixture	88.2	0.0	88.2
Total	Lumens	6256.0	0.0	6256.0
	% Fixture	100.0	0.0	100.0

Coefficient of Utilization

ZONAL LUMENS:

Zone	Lumens	% Fixture
0°-10°	132.2	2.1
10°-20°	289.4	4.6
20°-30°	400.8	6.4
30°-40°	558.9	8.9
40°-50°	868.6	13.9
50°-60°	1394.5	22.3
60°-70°	1577.4	25.2
70°-80°	926.4	14.8
80°-90°	107.8	1.7
90°-100°	0.0	0.0
100°-110°	0.0	0.0
110°-120°	0.0	0.0
120°-130°	0.0	0.0
130°-140°	0.0	0.0
140°-150°	0.0	0.0
150°-160°	0.0	0.0
160°-170°	0.0	0.0
170°-180°	0.0	0.0
0°-90°	6256.0	100.0
0°-180°	6256.0	100.0



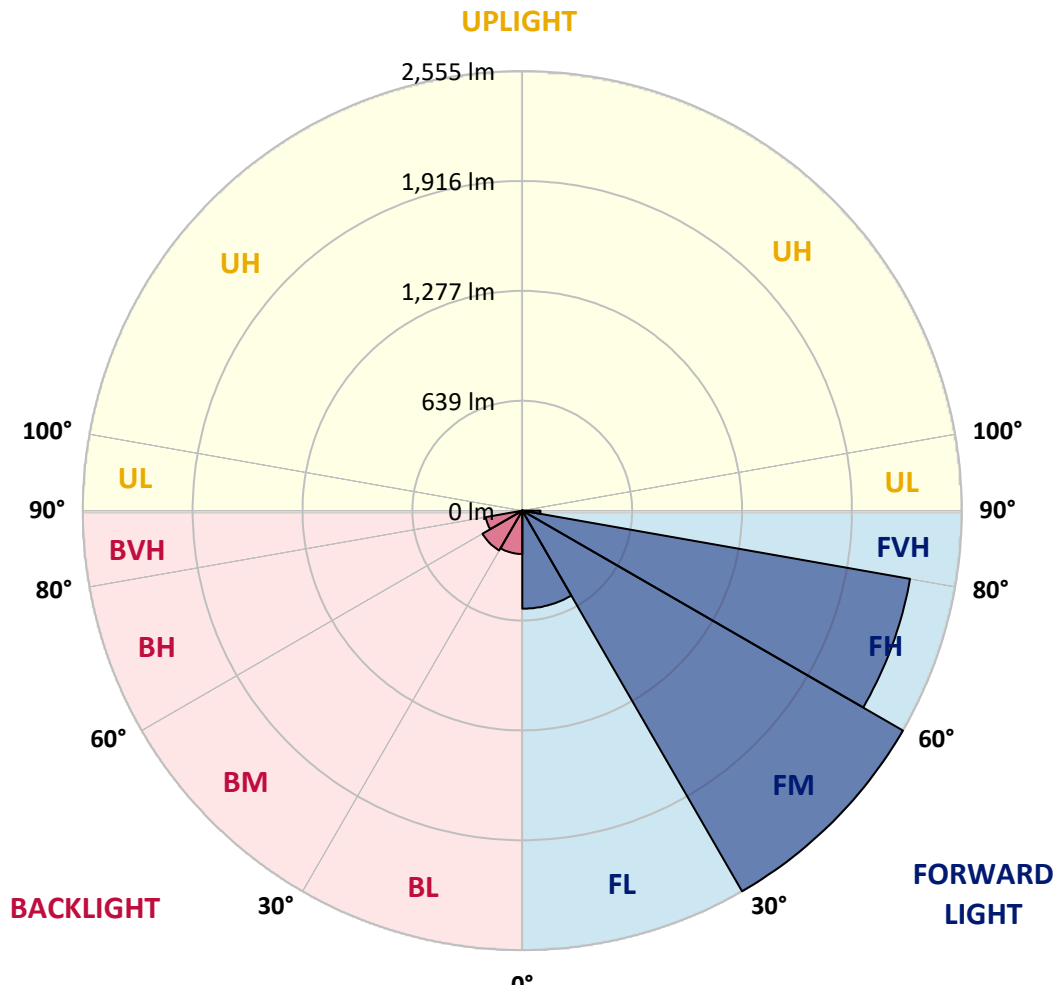
REPORT NUMBER: P385936

CATALOG NUMBER: GWC-SA1C-740-U-SL2-HSS

LUMINAIRE CLASSIFICATION SYSTEM LUMEN TABLE AND BUG RATING:

Zone	Lumens	% Fixture	Zone Rating/Lumen Limit		
			B	U	G
FL (0°-30°)	570.1	9.1			
FM (30°-60°)	2554.8	40.8			
FH (60°-80°)	2288.4	36.6			G2/5000
FVH (80°-90°)	105.3	1.7			G2/225
BL (0°-30°)	252.3	4.0	B1/500		
BM (30°-60°)	267.2	4.3	B1/1000		
BH (60°-80°)	215.5	3.4	B1/500		G1/500
BVH (80°-90°)	2.4	0.0			G0/10
UL (90°-100°)	0.0	0.0		U0/0	
UH (100°-180°)	0.0	0.0		U0/0	

BUG Rating: B1-U0-G2
 Type III Medium





REPORT NUMBER: P385936

CATALOG NUMBER: GWC-SA1C-740-U-SL2-HSS

CANDELA DISTRIBUTION (FULL):

	0°	5°	15°	25°	35°	45°	55°	64°	65°	75°	85°
0°	1580.9	1580.9	1580.9	1580.9	1580.9	1580.9	1580.9	1580.9	1580.9	1580.9	1580.9
2.5°	1594.9	1591.0	1594.1	1601.0	1604.5	1604.5	1607.1	1603.9	1605.0	1597.3	1586.2
5°	1495.1	1489.0	1497.8	1517.1	1540.9	1561.3	1591.5	1607.4	1609.0	1609.2	1596.3
7.5°	1387.7	1382.1	1395.1	1417.8	1448.5	1486.4	1539.1	1585.1	1587.8	1612.7	1603.1
10°	1300.3	1296.3	1311.4	1335.8	1371.8	1414.1	1478.7	1542.8	1550.5	1605.5	1602.1
12.5°	1230.9	1227.8	1242.1	1270.1	1306.9	1353.8	1421.3	1495.7	1506.0	1589.4	1596.8
15°	1180.4	1179.9	1191.8	1218.8	1259.5	1303.2	1372.3	1452.0	1463.9	1571.9	1596.0
17.5°	1153.9	1154.7	1163.4	1186.5	1221.4	1264.8	1331.0	1415.2	1428.2	1556.3	1600.0
20°	1151.3	1152.1	1156.8	1169.8	1198.1	1236.5	1297.4	1384.2	1397.7	1544.6	1606.3
22.5°	1174.6	1174.0	1175.4	1174.0	1189.9	1219.0	1275.2	1360.4	1376.0	1537.0	1611.3
25°	1219.3	1218.5	1218.0	1208.2	1197.6	1213.2	1265.9	1346.9	1361.7	1531.4	1614.3
27.5°	1281.5	1281.0	1280.2	1264.0	1232.3	1222.5	1266.9	1341.9	1354.3	1526.9	1613.7
30°	1363.3	1367.0	1366.0	1343.4	1293.9	1250.8	1278.1	1339.2	1350.1	1518.2	1608.2
32.5°	1459.4	1466.8	1472.6	1448.5	1386.6	1306.9	1303.7	1342.1	1350.1	1511.5	1598.1
35°	1559.2	1568.7	1590.2	1581.7	1500.2	1391.4	1347.9	1359.6	1366.2	1515.3	1593.3
37.5°	1657.4	1668.8	1715.4	1740.0	1648.9	1503.1	1416.8	1402.7	1406.2	1537.8	1598.6
40°	1771.5	1788.7	1859.4	1899.1	1826.6	1652.6	1519.8	1476.9	1478.2	1587.3	1623.3
42.5°	1921.3	1939.1	2015.6	2077.8	2026.7	1841.7	1659.5	1590.2	1588.8	1679.9	1681.2
45°	2104.0	2122.5	2201.7	2270.8	2247.7	2065.6	1838.5	1755.6	1754.0	1826.0	1791.1
47.5°	2311.0	2329.3	2399.9	2471.2	2496.0	2327.1	2066.4	1981.4	1977.7	2029.1	1960.8
50°	2488.6	2500.5	2565.7	2661.5	2773.7	2648.5	2349.9	2268.1	2264.1	2298.8	2209.9
52.5°	2553.2	2560.1	2626.3	2760.5	3040.6	3083.7	2722.4	2617.0	2614.1	2629.2	2541.6
55°	2422.4	2434.9	2516.2	2715.2	3185.1	3575.6	3192.5	3049.0	3027.1	2994.5	2888.3
57.5°	2066.1	2086.0	2173.3	2438.1	3117.6	3965.8	3883.4	3537.7	3505.4	3306.3	3170.3
60°	1548.1	1572.4	1645.0	1930.6	2757.3	4104.7	4638.4	4082.2	4009.4	3554.6	3429.4
62.5°	1062.3	1074.5	1123.7	1309.8	2030.7	3877.1	5270.0	4811.5	4678.6	3824.7	3709.8
65°	811.4	815.6	835.7	899.8	1209.2	3149.4	5521.2	5773.8	5613.1	4147.6	4000.7
67.5°	653.9	650.4	678.2	769.8	809.8	1921.3	5228.2	6684.2	6609.0	4579.4	4293.5
69°	576.6	571.8	600.1	706.5	760.5	1270.1	4673.9	6890.9	6895.7	4807.3	4313.6
70°	518.8	522.0	550.1	668.9	743.9	996.9	4144.4	6838.2	6875.8	4892.5	4192.9
72.5°	346.5	355.0	411.4	555.4	715.3	754.4	2502.4	5868.0	6012.6	4700.6	3597.3
75°	195.4	201.7	268.7	418.8	674.0	718.4	1321.7	4323.1	4462.9	3930.8	2774.0
77.5°	95.8	99.3	151.9	270.3	563.6	684.6	749.7	2936.5	3096.2	2565.7	1569.0
80°	40.5	42.4	76.0	166.8	402.9	653.3	556.7	1807.2	1827.1	1005.1	418.0
82.5°	15.6	16.1	32.0	104.0	256.0	509.3	465.6	856.9	836.2	189.3	95.3
85°	1.9	2.1	11.6	62.5	142.4	262.1	378.3	369.3	341.8	37.6	49.0
87.5°	0.0	0.0	0.8	19.1	42.4	122.8	196.7	153.3	138.2	12.2	25.4
90°	0.0	0.0	0.0	0.0	0.0	0.0	0.0	0.0	0.0	0.0	0.0



REPORT NUMBER: P385936
 CATALOG NUMBER: GWC-SA1C-740-U-SL2-HSS

CANDELA DISTRIBUTION (continued):

	90°	95°	105°	115°	125°	135°	145°	155°	165°	175°	180°
0°	1580.9	1580.9	1580.9	1580.9	1580.9	1580.9	1580.9	1580.9	1580.9	1580.9	1580.9
2.5°	1576.9	1574.3	1560.0	1539.3	1519.8	1495.4	1472.1	1458.1	1447.0	1439.5	1448.3
5°	1581.2	1569.5	1526.1	1470.5	1416.0	1354.6	1297.4	1248.9	1229.9	1208.7	1218.2
7.5°	1579.8	1557.9	1479.8	1380.8	1280.7	1177.2	1079.3	1003.8	964.6	926.3	936.0
10°	1573.2	1536.2	1417.8	1271.2	1121.3	972.6	833.6	728.0	668.9	615.5	623.1
12.5°	1558.7	1507.0	1344.8	1145.7	945.3	749.2	586.4	451.1	378.5	346.5	350.5
15°	1549.9	1478.7	1267.5	1018.6	757.4	521.8	358.4	266.6	233.5	222.9	224.2
17.5°	1545.7	1451.5	1187.5	873.3	565.2	332.2	231.6	204.4	197.2	195.4	195.9
20°	1541.5	1423.9	1105.2	729.6	389.4	223.4	190.3	182.4	179.7	177.4	177.9
22.5°	1534.3	1397.5	1016.8	584.0	262.6	181.3	171.5	163.9	158.3	155.4	155.9
25°	1525.6	1369.7	926.5	434.9	191.7	161.7	152.5	141.6	135.0	129.7	130.0
27.5°	1511.5	1335.5	833.3	316.6	160.9	144.8	132.4	120.4	109.3	103.2	103.2
30°	1492.0	1296.9	729.8	226.6	144.3	128.1	113.0	98.2	86.3	80.7	80.2
32.5°	1470.2	1256.6	625.3	171.8	131.0	112.5	95.3	79.7	69.1	64.6	64.3
35°	1451.7	1213.2	521.0	144.0	117.8	97.4	78.6	65.4	56.9	53.2	52.9
37.5°	1439.8	1169.8	419.3	128.7	105.9	83.4	65.9	54.0	47.9	45.0	44.7
40°	1438.0	1137.5	326.4	117.0	94.8	70.9	55.1	45.8	40.2	37.1	36.8
42.5°	1462.0	1119.0	250.4	107.2	83.4	60.1	46.9	39.2	33.4	30.2	29.9
45°	1525.3	1124.8	192.7	98.5	72.0	50.8	39.7	32.6	27.3	24.9	24.4
47.5°	1640.7	1165.0	153.3	89.7	61.2	43.1	33.9	27.0	22.5	20.1	19.9
50°	1846.2	1259.5	128.1	80.2	51.1	36.8	28.1	22.0	18.3	16.1	15.9
52.5°	2118.8	1427.9	114.4	70.9	42.4	31.2	23.0	17.5	14.3	12.7	12.4
55°	2419.5	1631.7	105.4	60.9	34.7	25.9	18.3	13.8	11.1	9.8	9.3
57.5°	2713.1	1808.3	96.9	51.1	28.9	21.2	14.6	10.9	8.7	7.4	7.1
60°	2982.9	1970.6	87.1	41.0	23.6	16.7	11.4	8.5	6.9	5.6	5.6
62.5°	3271.7	2096.0	73.6	32.0	19.3	12.7	9.3	7.7	5.6	4.8	4.5
65°	3577.7	2189.2	57.7	24.9	15.1	9.5	7.7	7.9	4.5	3.4	3.2
67.5°	3803.7	2170.7	42.6	19.6	11.6	7.4	7.4	8.5	4.0	2.6	2.4
69°	3754.0	2020.1	35.7	16.9	10.1	6.4	6.9	8.5	3.7	2.4	2.1
70°	3609.7	1853.3	31.5	15.1	9.0	5.8	6.6	8.2	3.4	2.4	2.1
72.5°	3006.1	1395.9	24.6	11.4	7.1	4.8	5.6	7.1	3.4	2.4	1.9
75°	2261.2	893.4	18.8	8.2	5.3	3.7	4.2	5.3	3.4	2.1	1.9
77.5°	1230.4	322.2	13.5	5.6	3.7	2.9	2.9	4.0	3.2	1.6	1.1
80°	316.3	81.0	8.5	3.7	2.9	2.1	1.9	2.6	1.9	0.3	0.0
82.5°	78.1	18.3	4.5	2.6	2.1	0.8	0.8	1.3	0.8	0.0	0.0
85°	42.9	9.0	2.9	1.9	1.1	0.0	0.0	0.3	0.0	0.0	0.0
87.5°	22.0	2.6	0.8	0.5	0.3	0.0	0.0	0.0	0.0	0.0	0.0
90°	0.0	0.0	0.0	0.0	0.0	0.0	0.0	0.0	0.0	0.0	0.0

Signify Classified - Internal
Cooper Lighting Solutions Photometric Lab
1121 Highway 74 South
Peachtree City, GA 30269

Scaled Data Report



Report Generated By 670245982

Signify Classified - Internal
Cooper Lighting Solutions Photometric Lab
1121 Highway 74 South
Peachtree City, GA 30269

Scaled Data Report



Signify Classified - Internal
Cooper Lighting Solutions Photometric Lab
1121 Highway 74 South
Peachtree City, GA 30269

Scaled Data Report



Signify Classified - Internal
Cooper Lighting Solutions Photometric Lab
1121 Highway 74 South
Peachtree City, GA 30269

Scaled Data Report



Signify Classified - Internal
Cooper Lighting Solutions Photometric Lab
1121 Highway 74 South
Peachtree City, GA 30269

Scaled Data Report



--- HS — SS

Signify Classified - Internal
Cooper Lighting Solutions Photometric Lab
1121 Highway 74 South
Peachtree City, GA 30269

Scaled Data Report



u

Signify Classified - Internal
Cooper Lighting Solutions Photometric Lab
1121 Highway 74 South
Peachtree City, GA 30269

Scaled Data Report



Signify Classified - Internal
Cooper Lighting Solutions Photometric Lab
1121 Highway 74 South
Peachtree City, GA 30269

Scaled Data Report



(END OF REPORT)